

The information in this document is subject to change without notice and should not be construed as a commitment by ABB. ABB assumes no responsibility for any errors that may appear in this document.

Except as may be expressly stated anywhere in this document, nothing herein shall be construed as any kind of guarantee or warranty by ABB for losses, damages to persons or property, fitness for a specific purpose or the like.

In no event shall ABB be liable for incidental or consequential damages arising from use of this document.

This document and parts thereof must not be reproduced or copied without ABB's written permission, and contents thereof must not be imparted to a third party nor be used for any unauthorized purpose. Contravention will be prosecuted.

Additional copies of this document may be obtained from ABB at its then current charge.

© Copyright 2020 ABB ALL right reserved.

ABB

SE-721 68 Västerås  
Sweden

We reserve all rights in this document and in the information contained therein. Reproduction, use or disclosure to third parties without express authority is strictly forbidden. © Copyright ABB

Latest revision:			Lab/Office:	PickMaster_3	Status:	Plant: =	Page 0 1
				COPYRIGHT page	APPROVED	Location: +	
Prepared by, date:TS	Approved by, date:SÖ	2020-03-20			Document no.	Rev. Ind	Total 25
					3HAC024480-008	05	

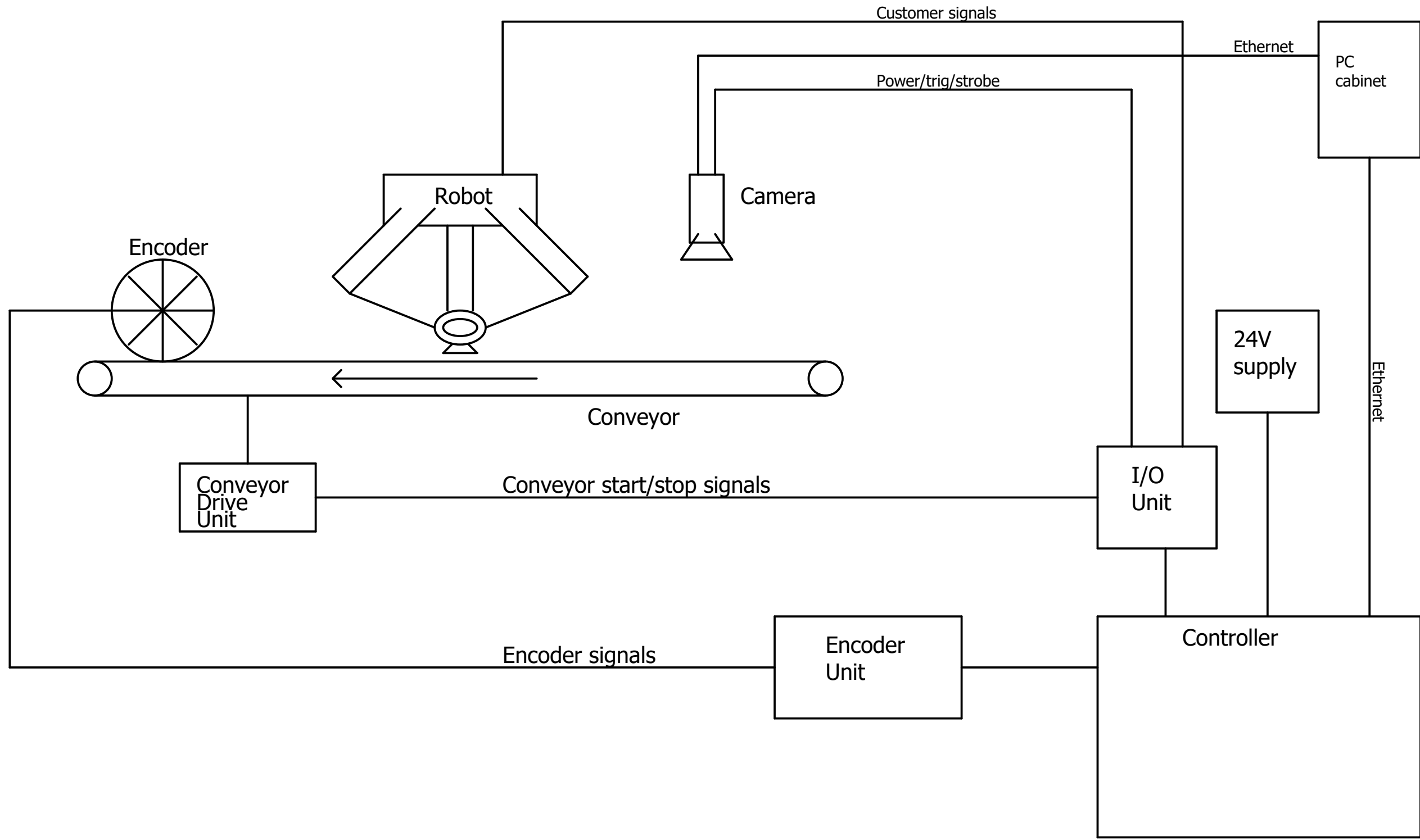
# Table of contents

Column X: An automatically generated page was edited

F06\_001

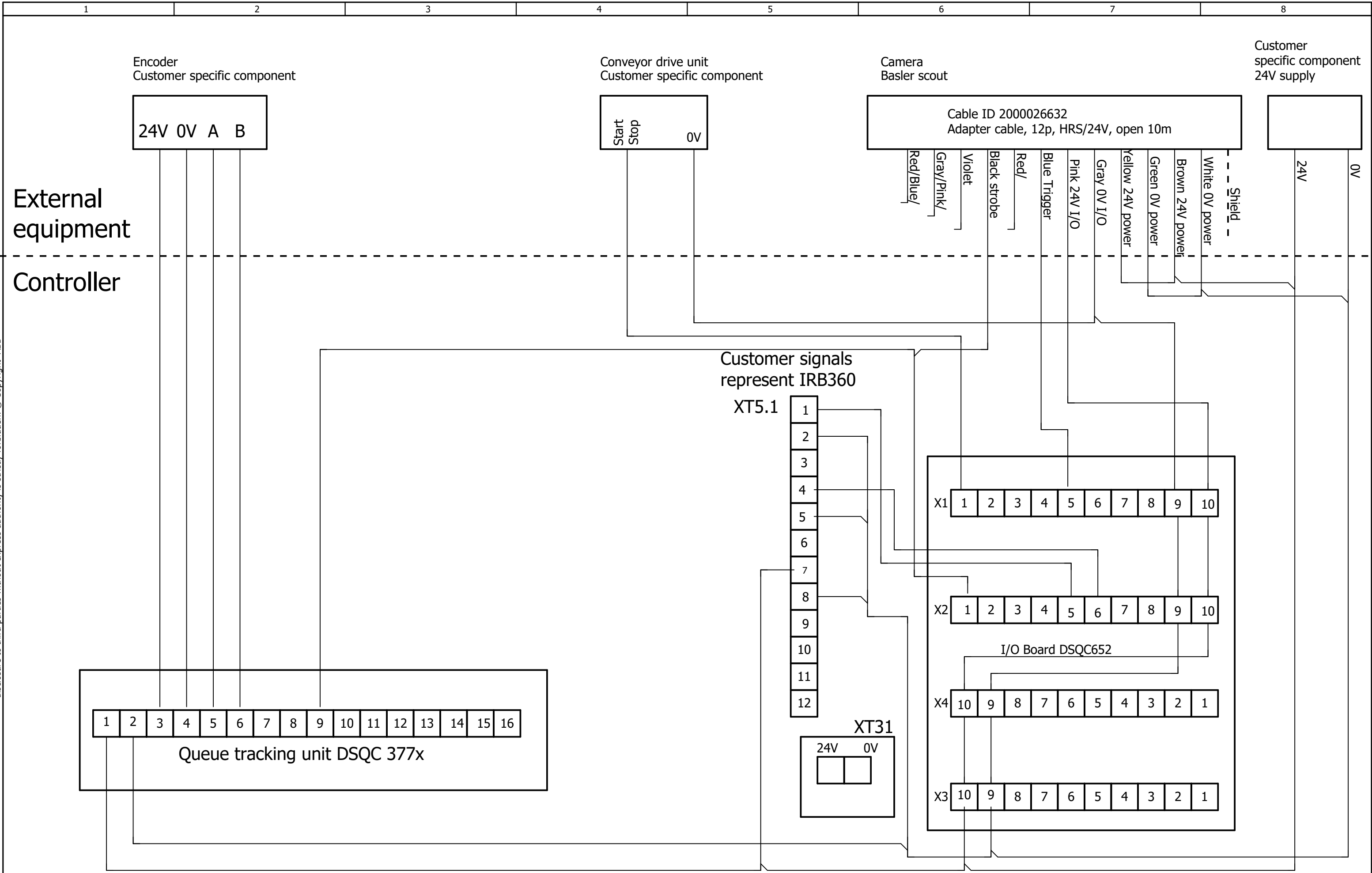
Page	Page description	supplementary page field	Date	Edited by	X
0_1	COPYRIGHT page		2018-09-12	SETHSTA	X
0_2	Table of contents : 0_1 - 18		2020-03-13	sethsta	
1	Block diagram 1 1 Robot, 1 Conveyor, 1 Camera		2020-03-13	sethsta	
2	Wiring diagram 1 DSQC377 Queue tracking/DSQC652 I/O 1 Robot, 1 Conveyor, 1 Camera		2020-03-13	sethsta	
2.1	Wiring diagram 1 1 Robot, 1 Conveyor, 1 Camera		2020-03-13	sethsta	
3	Block diagram 2 1 Robot, 1 Conveyor, 1 Sensor		2020-03-13	sethsta	
4	Wiring diagram 2 1 Robot, 1 Conveyor, 1 Sensor		2020-03-13	sethsta	
4.1	Wiring diagram 2 1 Robot, 1 Conveyor, 1 Sensor		2020-03-13	sethsta	
5	Block diagram 3 1 Robot, 1 Sensor, No conveyor tracking		2020-03-13	sethsta	
6	Wiring diagram 3 1 Robot, 1 Sensor, No conveyor tracking		2020-03-13	sethsta	
6.1	Wiring diagram 3 1 Robot, 1 Sensor, No conveyor tracking		2020-03-13	sethsta	
7	Block diagram 4 2 Robots, 1 Conveyor, 1 Camera Multi move controller E.g ATC and Load balancing		2020-03-13	sethsta	
8	Wiring diagram 4 2 Robots, 1 Conveyor, 1 Camera Multi move controller E.g ATC and Load balancing		2020-03-13	sethsta	
8.1	Wiring diagram 4 2 Robots, 1 Conveyor, 1 Camera Multi move controller E.g ATC and Load balancing		2020-03-13	sethsta	
9	Unit mapping of predefined I/O signals		2010-12-16	SETHSTA	
9.1	Unit mapping of predefined I/O signals		2017-10-19	SETHSTA	
10	Unit mapping of conveyor signals and customer signals.		2010-12-16	SETHSTA	
11	block diagram #1 robot x 1 + conveyor + camera		2020-03-13	sethsta	
12	wiring diagram #1 robot x 1 + conveyor + camera PNP & push/pull encoder Power-I/O cable 2000022909		2020-03-13	sethsta	
13	wiring diagram #1 robot x 1 + conveyor + camera NPN encoder Power-I/O cable 2000022909		2020-03-13	sethsta	
14	wiring diagram #1 robot x 1 + conveyor + camera PNP & push/pull encoder Power-I/O cable 2000034085		2020-03-13	sethsta	
15	wiring diagram #1 robot x 1 + conveyor + camera NPN encoder Power-I/O cable 2000034085		2020-03-13	sethsta	
16	wiring diagram #1 robot x 1 + conveyor + camera PNP & push/pull encoder Power-I/O cable 2000026632		2020-03-13	sethsta	
17	wiring diagram #1 robot x 1 + conveyor + camera NPN encoder Power-I/O cable 2000026632		2020-03-13	sethsta	
18	Revisiondiagram 1 Robot, 1 Conveyor, 1 Camera		2020-03-13	sethsta	

We reserve all rights in this document and in the information contained therein. Reproduction, use or disclosure to third parties without express authority is strictly forbidden. © Copyright ABB



For detailed wiring diagram, please refer to "Wiring diagram 1"

We reserve all rights in this document and in the information contained therein. Reproduction, use or disclosure to third parties without express authority is strictly forbidden. © Copyright ABB



Latest revision:

Prepared by, date: TS      Approved by, date: SÖ      2020-03-20

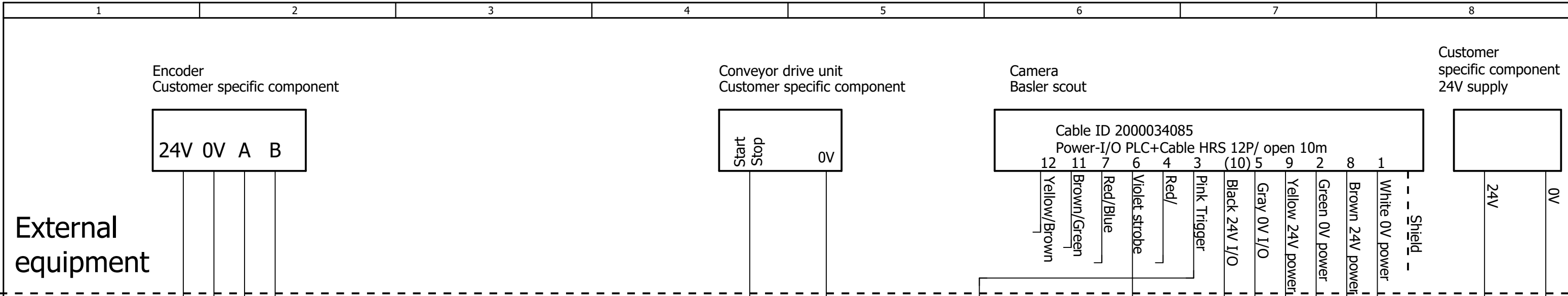


Lab/Office: PickMaster\_3  
 Wiring diagram 1  
 1 Robot, 1 Conveyor, 1 Camera

Status: APPROVED      Plant: =  
 Location: +  
 Sublocation: +

Document no. 3HAC024480-008      Rev. Ind 05      Page 2  
 Next 2.1  
 Total 25

We reserve all rights in this document and in the information contained therein. Reproduction, use or disclosure to third parties without express authority is strictly forbidden. © Copyright ABB



External equipment

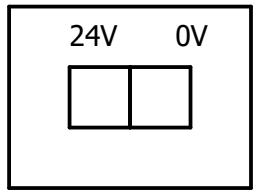
Controller

Customer signals represent IRB360

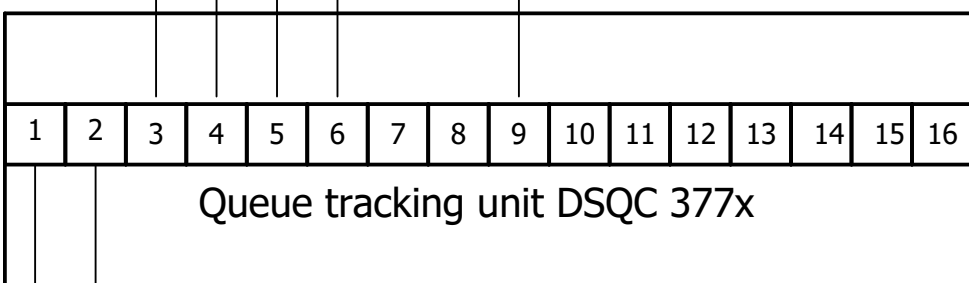
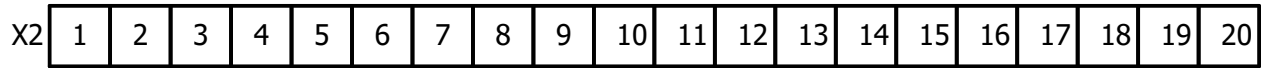
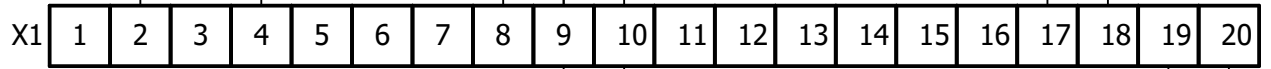
XT5.1

- 1
- 2
- 3
- 4
- 5
- 6
- 7
- 8
- 9
- 10
- 11
- 12

XT31



I/O Board DSQC1030



Latest revision:

Prepared by, date:TS Approved by, date:SÖ 2020-03-20



Lab/Office:

PickMaster\_3  
Wiring diagram 1  
1 Robot, 1 Conveyor, 1 Camera

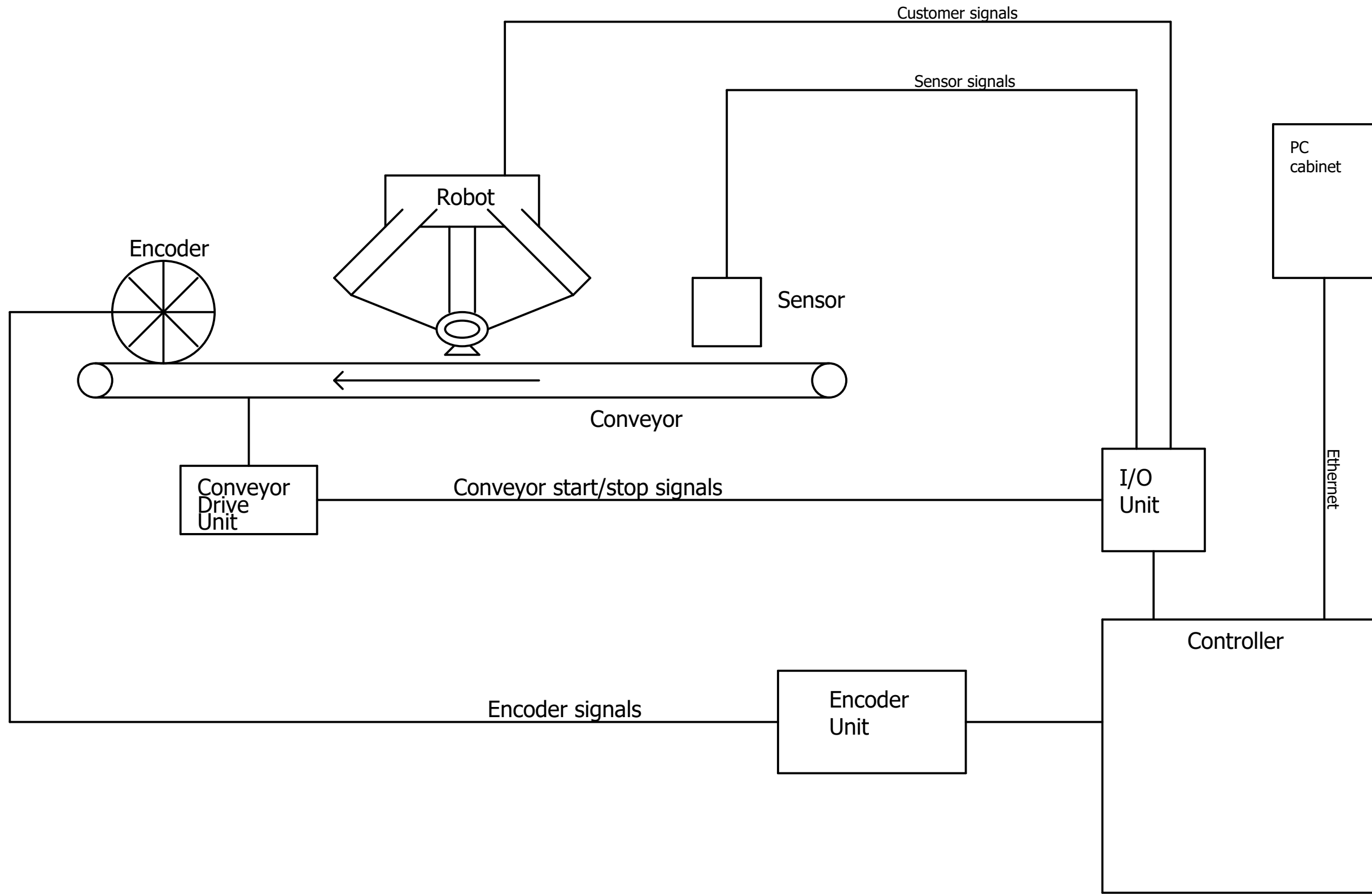
Status:  
APPROVED

Plant: =  
Location: +  
Sublocation: +

Document no.  
3HAC024480-008

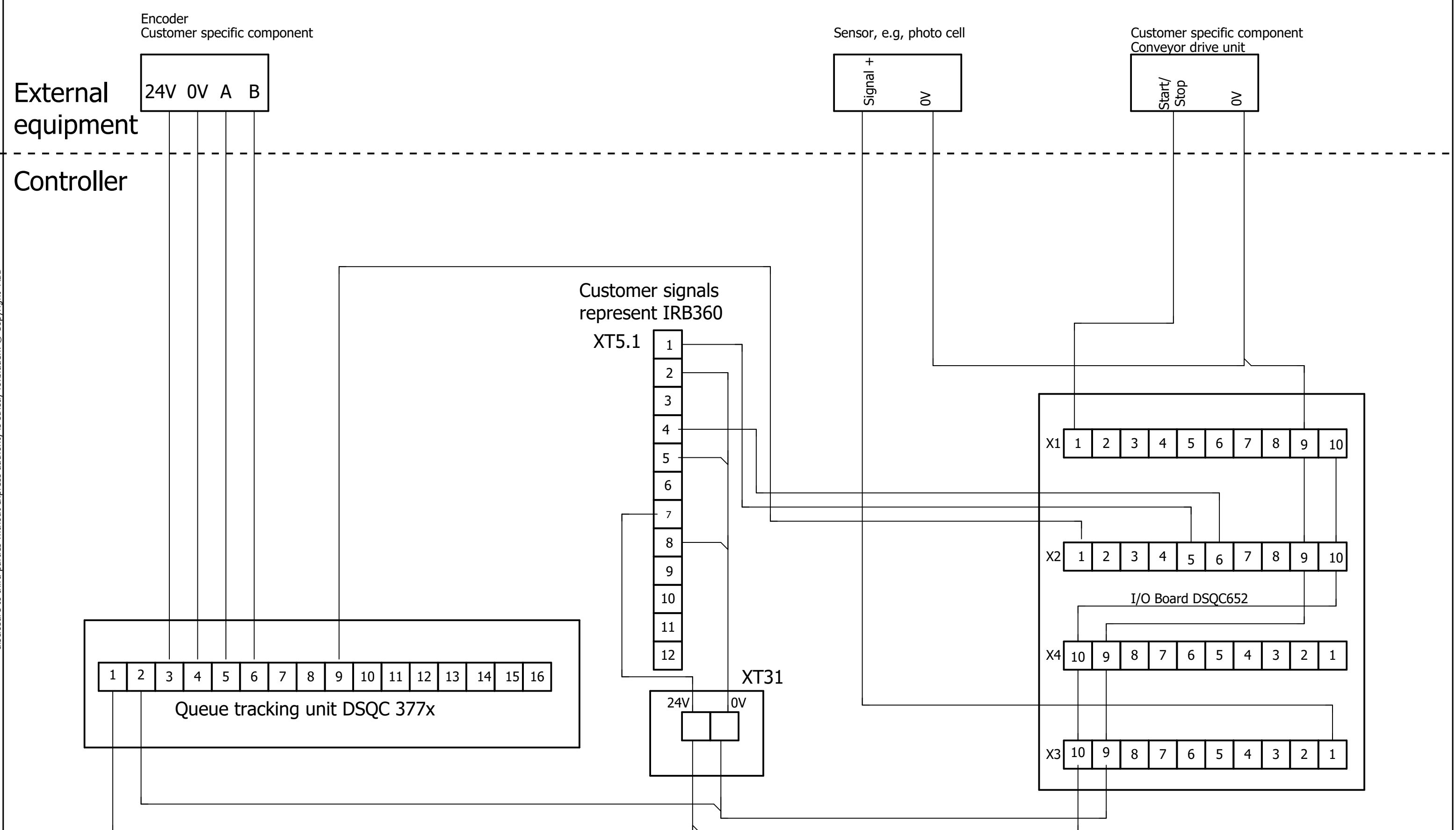
Rev. Ind Page 2.1  
05 Next 3  
Total 25

ABB reserves all rights in this document and in the information contained therein. Reproduction, use or disclosure to third parties without express authority is strictly forbidden. © Copyright ABB

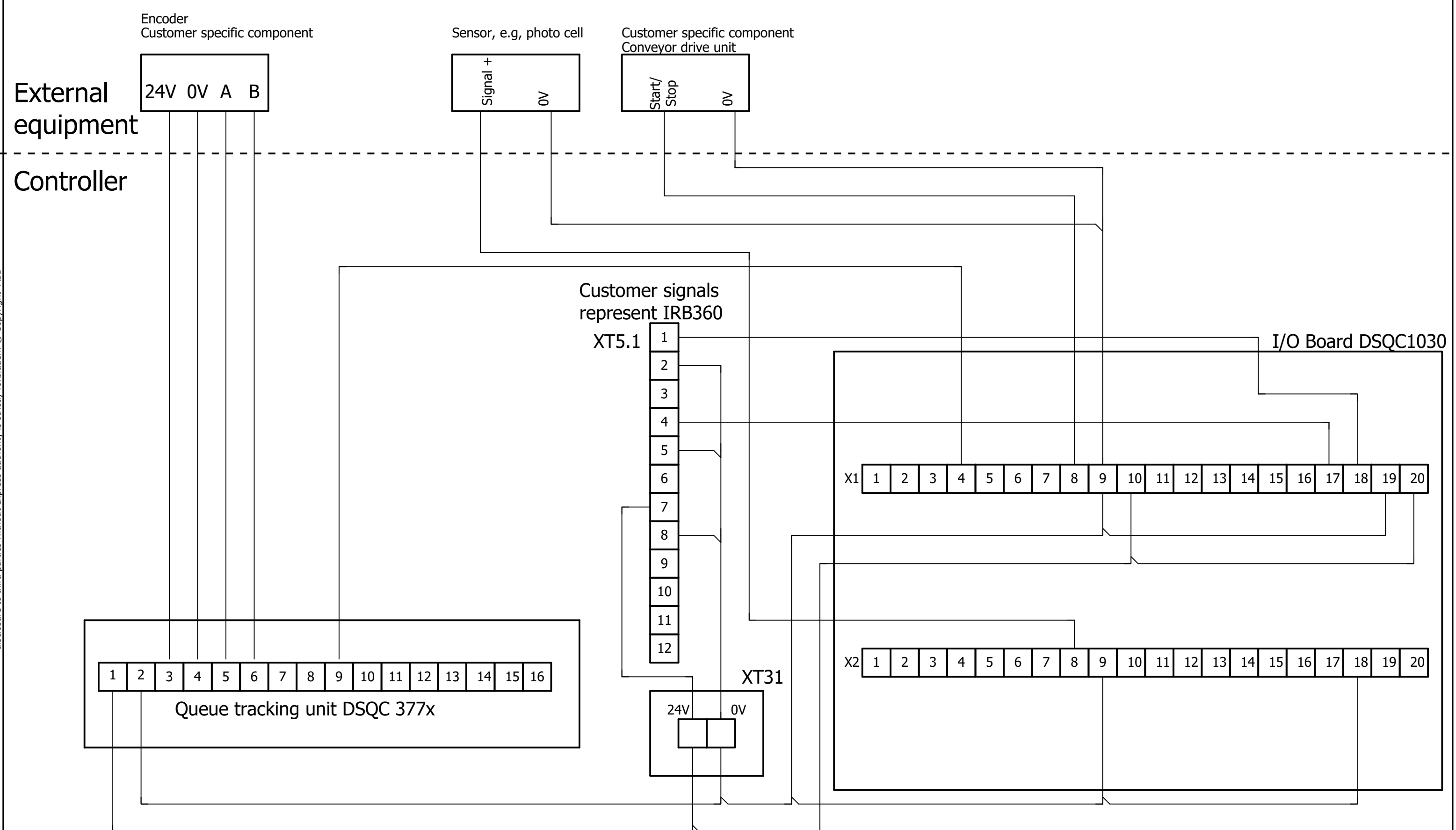


For detailed wiring diagram, please refer to "Wiring diagram 2"

We reserve all rights in this document and in the information contained therein. Reproduction, use or disclosure to third parties without express authority is strictly forbidden. © Copyright ABB

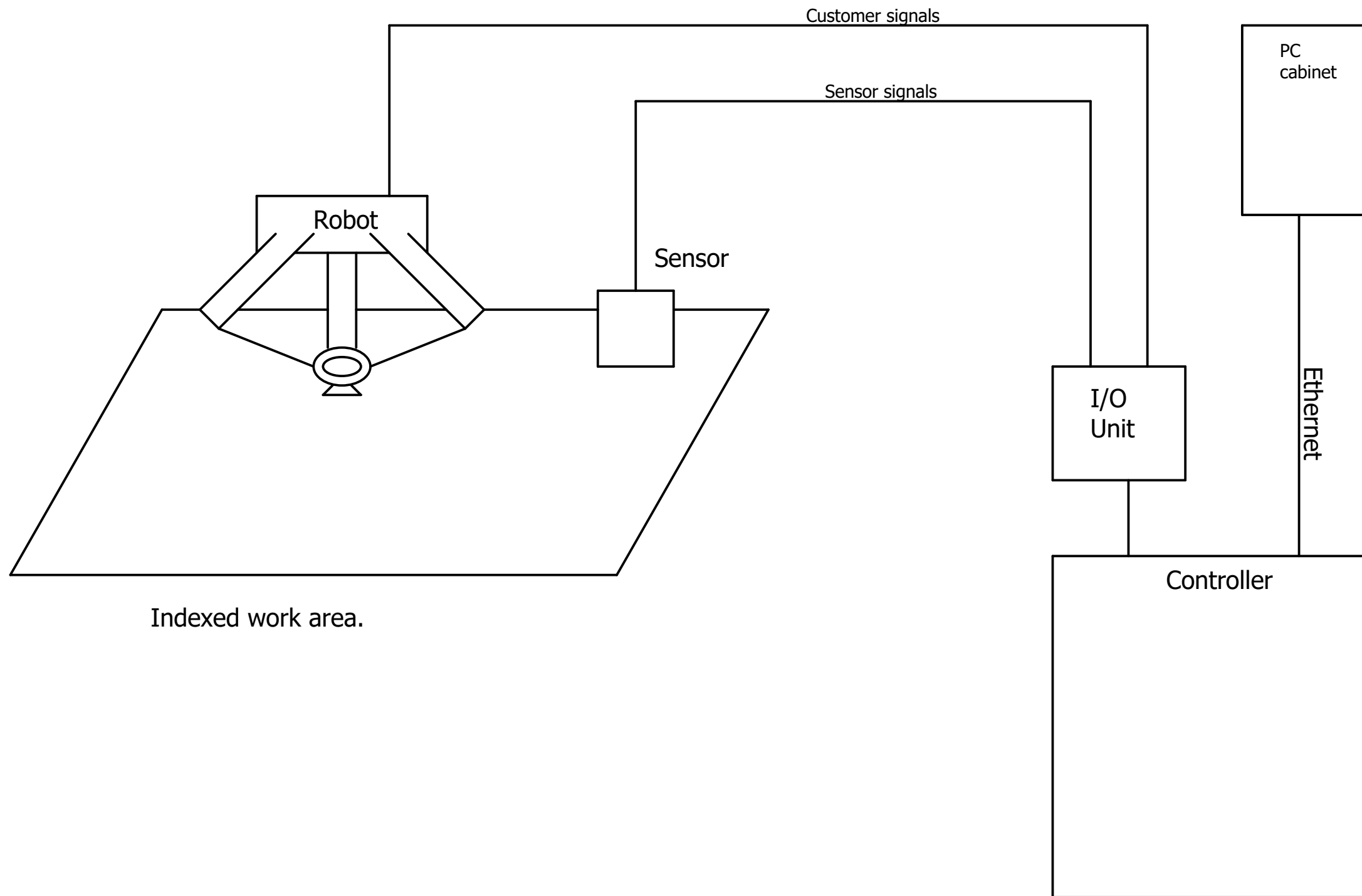


We reserve all rights in this document and in the information contained therein. Reproduction, use or disclosure to third parties without express authority is strictly forbidden. © Copyright ABB



We reserve all rights in this document and in the information contained therein. Reproduction, use or disclosure to third parties without express authority is strictly forbidden. © Copyright ABB





For detailed wiring diagram, please refer to "Wiring diagram 3"

Latest revision:		
Prepared by, date:TS	Approved by, date:SÖ	2020-03-20



Lab/Office: PickMaster\_3  
 Block diagram 3  
 1 Robot, 1 Sensor, No conveyor tracking


Status: APPROVED	Plant: =	Location: +	Sublocation: +
Document no. 3HAC024480-008	Rev. Ind 05	Page 5	Next 6
		Total 25	

We reserve all rights in this document and in the information contained therein. Reproduction, use or disclosure to third parties without express authority is strictly forbidden. © Copyright ABB

External equipment

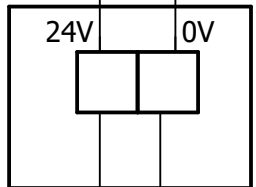
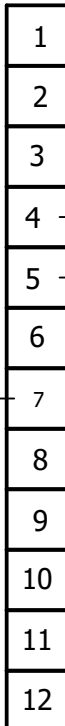
Controller

Sensor, e.g, photo cell

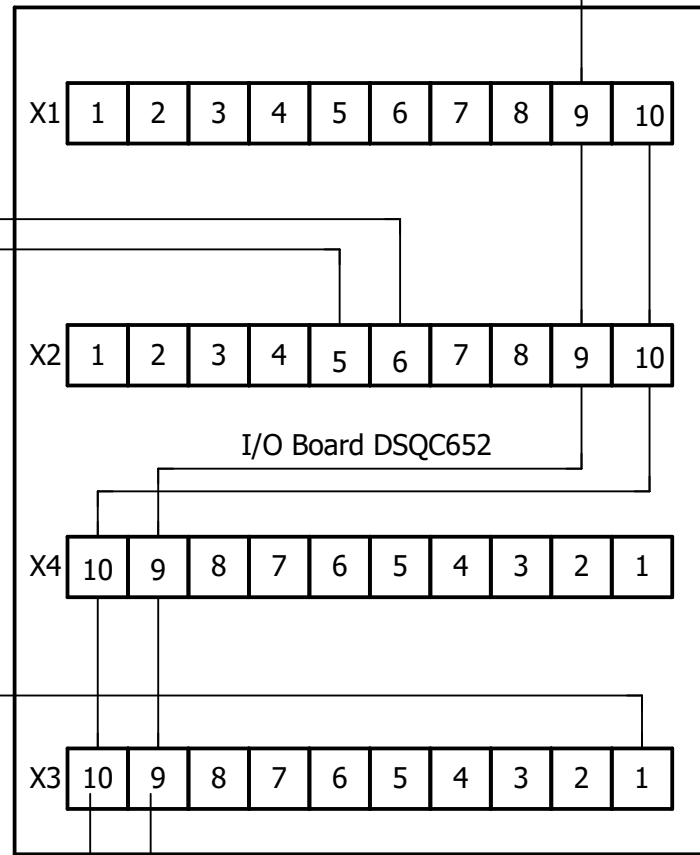


Customer signals represent IRB360

XT5.1



XT31



We reserve all rights in this document and in the information contained therein. Reproduction, use or disclosure to third parties without express authority is strictly forbidden. © Copyright ABB

Latest revision:		
Prepared by, date: TS	Approved by, date: SÖ	2020-03-20




Lab/Office:	PickMaster_3
	Wiring diagram 3
	1 Robot, 1 Sensor, No conveyor tracking

Status:	APPROVED	Plant:	=
		Location:	+
		Sublocation:	+
Document no.	3HAC024480-008	Rev. Ind	05
		Page 6	
		Next 6.1	
		Total 25	

External equipment

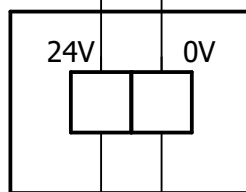
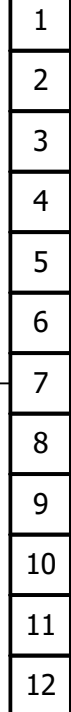
Controller

Sensor, e.g, photo cell



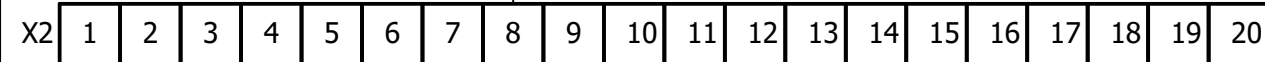
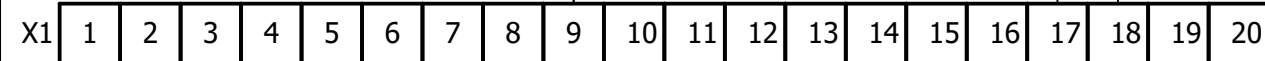
Customer signals represent IRB360

XT5.1



XT31

I/O Board DSQC1030



Latest revision:

Prepared by, date:TS      Approved by, date:S0      2020-03-20



Lab/Office:

PickMaster\_3  
 Wiring diagram 3  
 1 Robot, 1 Sensor, No conveyor tracking

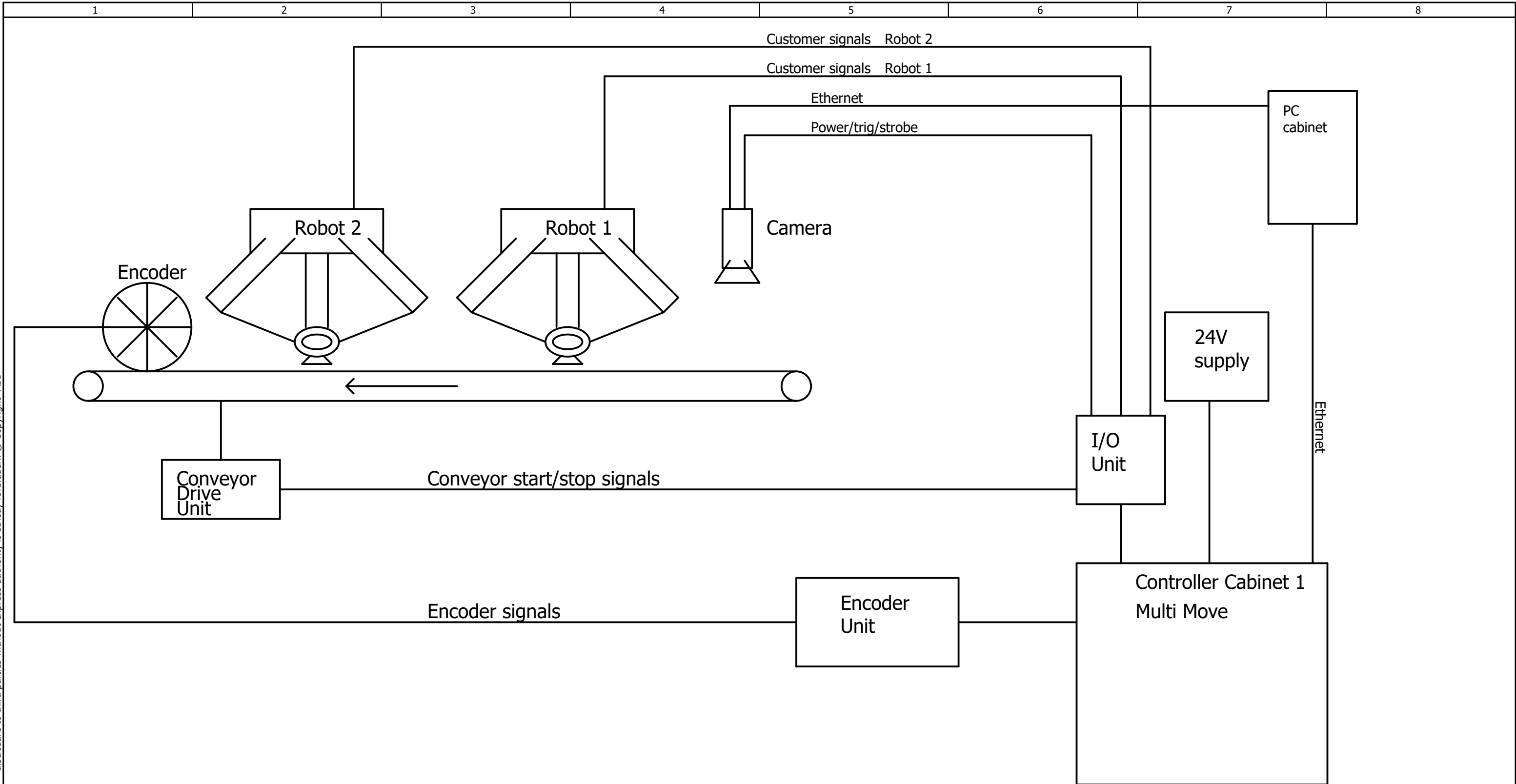
Status:  
 APPROVED

Plant: =  
 Location: +  
 Sublocation: +

Document no.  
 3HAC024480-008

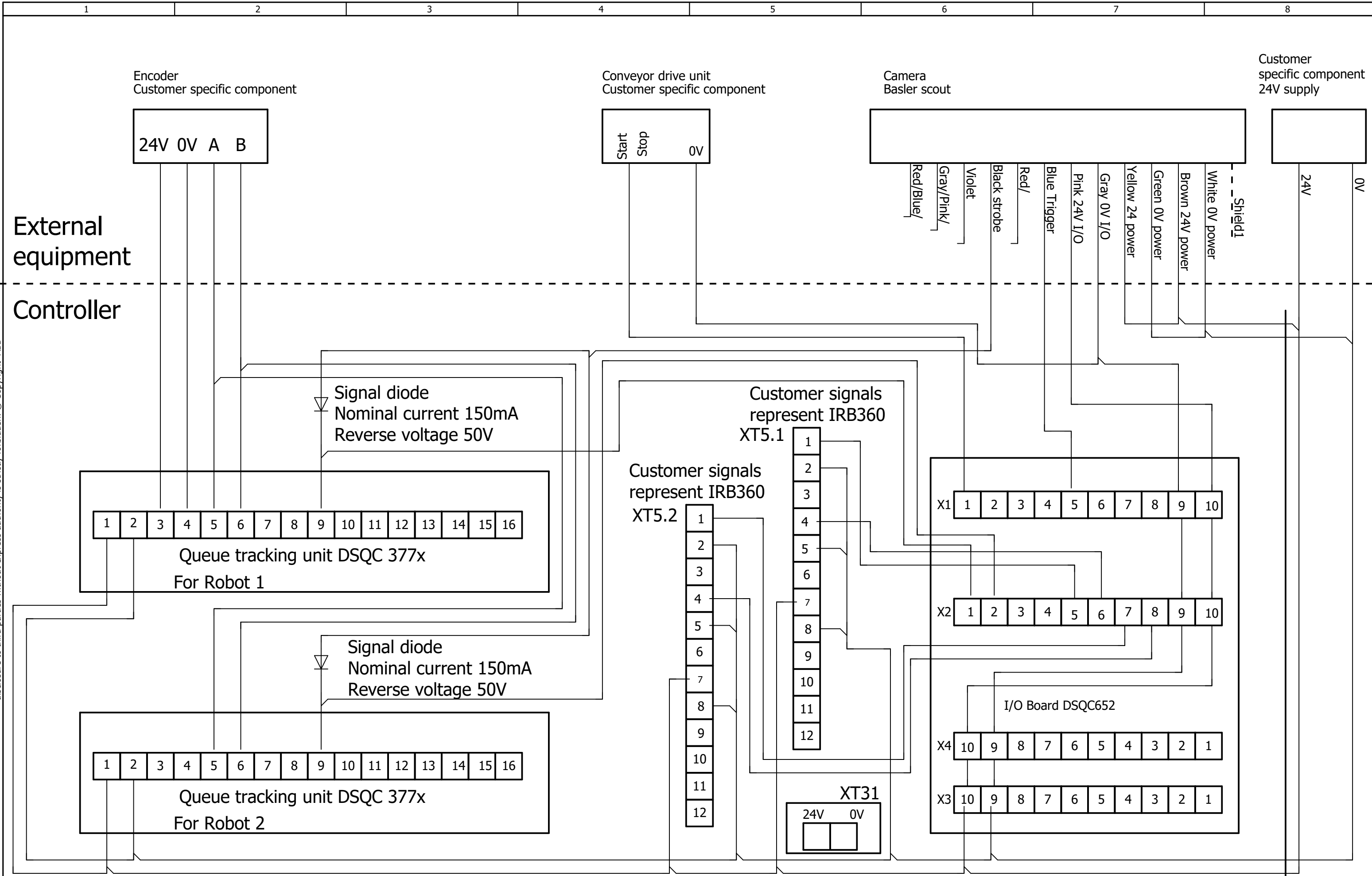
Rev. Ind Page 6.1  
 05 Next 7  
 Total 25

we reserve all rights in this document and in the information contained therein. Reproduction, use or disclosure to third parties without express authority is strictly forbidden. © Copyright ABB



For detailed wiring diagram,  
please refer to "wiring diagram 4".

We reserve all rights in this document and in the information contained therein. Reproduction, use or disclosure to third parties without express authority is strictly forbidden. © Copyright ABB



We reserve all rights in this document and in the information contained therein. Reproduction, use or disclosure to third parties without express authority is strictly forbidden. © Copyright ABB

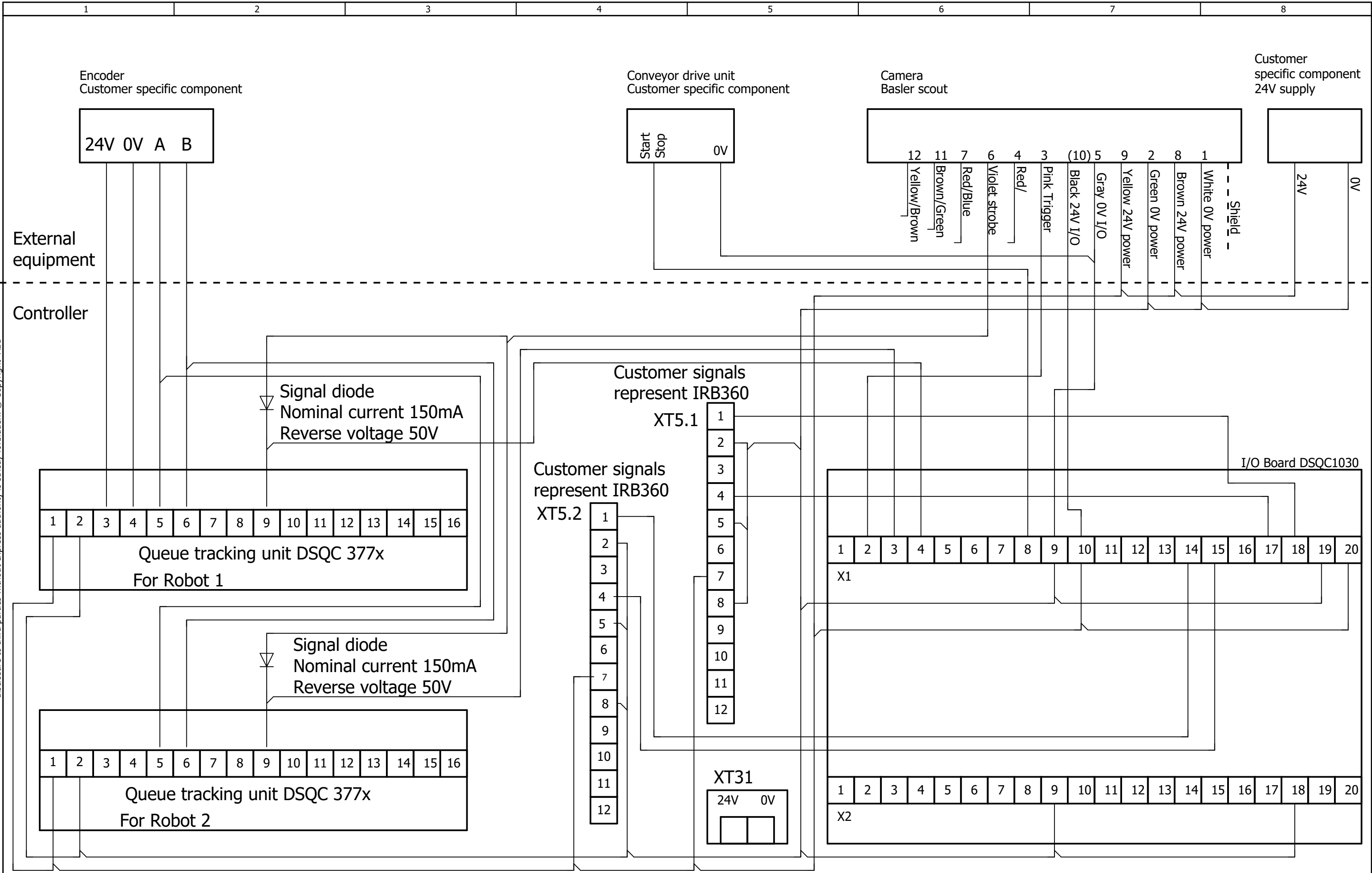
Latest revision:

Prepared by, date: TS      Approved by, date: SÖ      2020-03-20



Lab/Office: PickMaster\_3  
 Wiring diagram 4  
 2 Robots, 1 Conveyor, 1 Camera  
 Multi move controller  
 E.g ATC and Load balancing

Status: APPROVED	Plant: =	Location: +	Sublocation: +
Document no. 3HAC024480-008	Rev. Ind 05	Page 8	Next 8.1
		Total 25	



We reserve all rights in this document and in the information contained therein. Reproduction, use or disclosure to third parties without express authority is strictly forbidden. © Copyright ABB

Latest revision:

Prepared by, date: TS      Approved by, date: SÖ      2020-03-20

**ABB** Lab/Office:

PickMaster\_3  
 Wiring diagram 4  
 2 Robots, 1 Conveyor, 1 Camera  
 Multi move controller  
 E.g ATC and Load balancing

Status: APPROVED      Plant: =  
 Location: +  
 Sublocation: +

Document no. 3HAC024480-008      Rev. Ind 05      Page 8.1  
 Next 9  
 Total 25

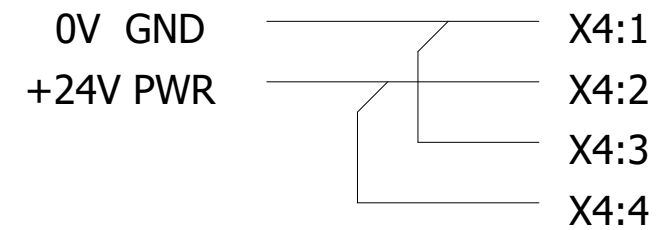
## Unit mapping of predefined I/O signals DSQC652

do Start Cnv 1	X1:1	di 1-1	X3:1
do Start Cnv 2	X1:2	di 2-1	X3:2
do Start Cnv 3	X1:3	di 3-1	X3:3
do Start Cnv 4	X1:4	di 4-1	X3:4
do Trig Vis 1	X1:5	di 5-1	X3:5
do Trig Vis 2	X1:6	di 6-1	X3:6
do Trig Vis 3	X1:7	di 7-1	X3:7
do Trig Vis 4	X1:8	di 8-1	X3:8
0V	X1:9	0V	X3:9
24V	X1:10	24V	X3:10
do Man Sync 1	X2:1	di 9-1	X4:1
do Man Sync 2	X2:2	di 10-1	X4:2
do Man Sync 3	X2:3	di 11-1	X4:3
do Man Sync 4	X2:4	di 12-1	X4:4
do Vacuum 1	X2:5	di 13-1	X4:5
do Blow 1	X2:6	di 14-1	X4:6
do Vacuum 2	X2:7	di 15-1	X4:7
do Blow 2	X2:8	di 16-1	X4:8
0V	X2:9	0V	X4:9
24V	X2:10	24V	X4:10

We reserve all rights in this document and in the information contained therein. Reproduction, use or disclosure to third parties without express authority is strictly forbidden. © Copyright ABB

## Unit mapping of predefined I/O signals DSQC1030

do Trig Vis 2	X1:1	DO_8		di 1-1	X2:8
do Trig Vis 1	X1:2	DO_7		di 2-1	X2:7
do Man Sync 2	X1:3	DO_6		di 3-1	X2:6
do Man Sync 1	X1:4	DO_5		di 4-1	X2:5
do Start Cnv 4	X1:5	DO_4		di 5-1	X2:4
do Start Cnv 3	X1:6	DO_3		di 6-1	X2:3
do Start Cnv 2	X1:7	DO_2		di 7-1	X2:2
do Start Cnv 1	X1:8	DO_1		di 8-1	X2:1
0V	X1:9			0V GND	X2:9
24V	X1:10				
do Blow 4	X1:11	DO_16		di 9-1	X2:17
do Vacuum 4	X1:12	DO_15		di 10-1	X2:16
do Blow 3	X1:13	DO_14		di 11-1	X2:15
do Vacuum 3	X1:14	DO_13		di 12-1	X2:14
do Blow 2	X1:15	DO_12		di 13-1	X2:13
do Vacuum 2	X1:16	DO_11		di 14-1	X2:12
do Blow 1	X1:17	DO_10		di 15-1	X2:11
do Vacuum 1	X1:18	DO_9		di 16-1	X2:10
0V	X1:19			0V GND	X2:18
24V	X1:20				





## Unit mapping DSQC377x

24V (in)	1
0V (in)	2
24V (out)	3
0V (out)	4
A (in)	5
B (in)	6
Start signal (in)	9

## Unit mapping customer signals XT5.1 (IRB360)

Vacuum (out)	1
0V	2
Blow (out)	4
0V	5
24V	7
0V	8
Vacuum sensor (in)	9

Latest revision:



Lab/Office:

PickMaster\_3  
Unit mapping of conveyor  
signals and customer signals.

Status:  
APPROVED

Plant: =  
Location: +  
Sublocation: +

Document no.  
3HAC024480-008

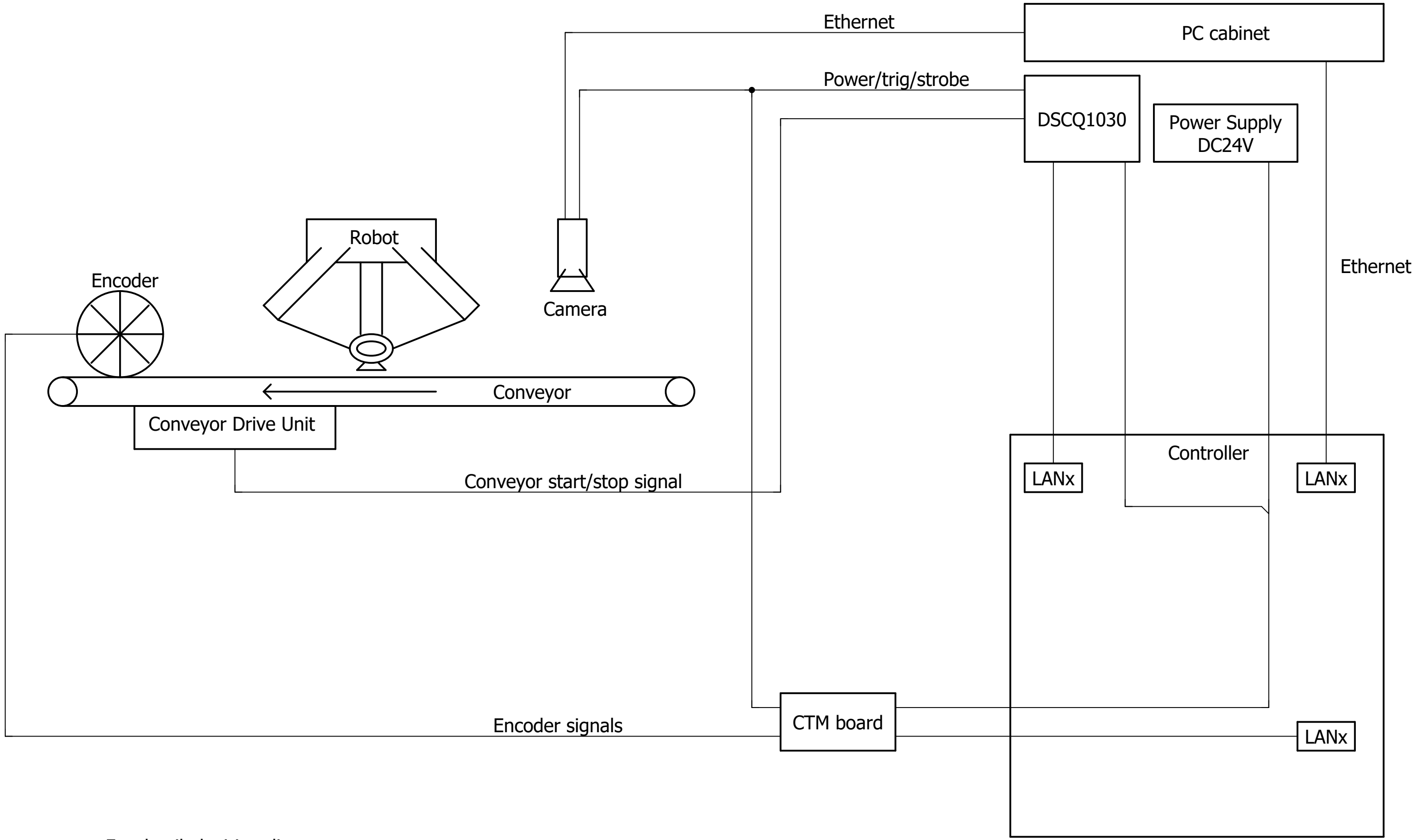
Rev. Ind Page 10  
05 Next 11  
Total 25

Prepared by, date:TS

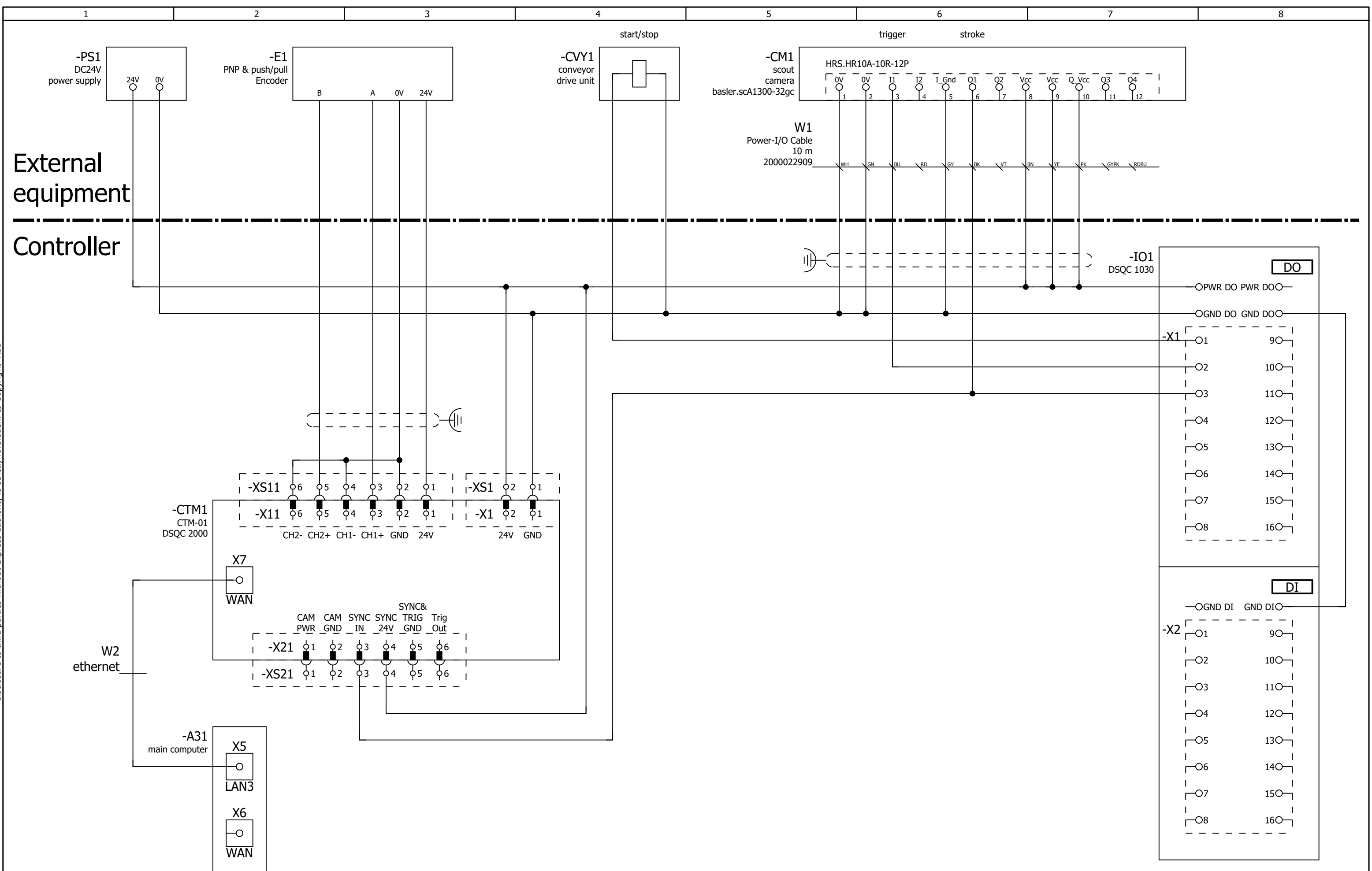
Approved by, date:SÖ

2020-03-20

We reserve all rights in this document and in the information contained therein. Reproduction, use or disclosure to third parties without express authority is strictly forbidden. © Copyright ABB

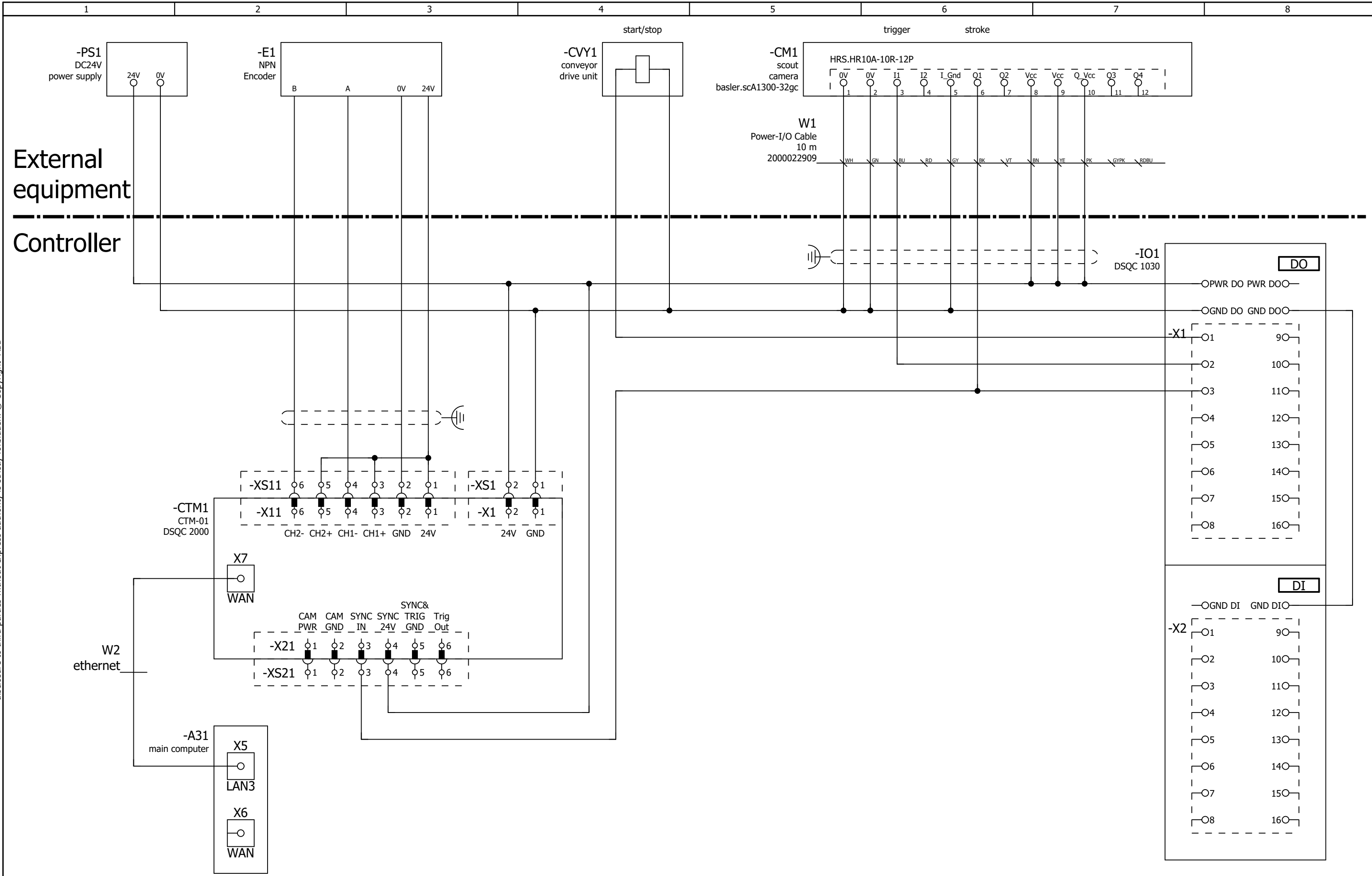


For detailed wiring diagram,  
please refer to "wiring diagram #1"



We reserve all rights in this document and in the information contained therein. Reproduction, use or disclosure to third parties without express authority is strictly forbidden. © Copyright ABB

We reserve all rights in this document and in the information contained therein. Reproduction, use or disclosure to third parties without express authority is strictly forbidden. © Copyright ABB



Latest revision:  
 Prepared by, date: TS  
 Approved by, date: SÖ 2020-03-20



Lab/Office:

PickMaster\_3  
 wiring diagram #1  
 robot x 1 + conveyor + camera  
 NPN encoder  
 Power-I/O cable 2000022909

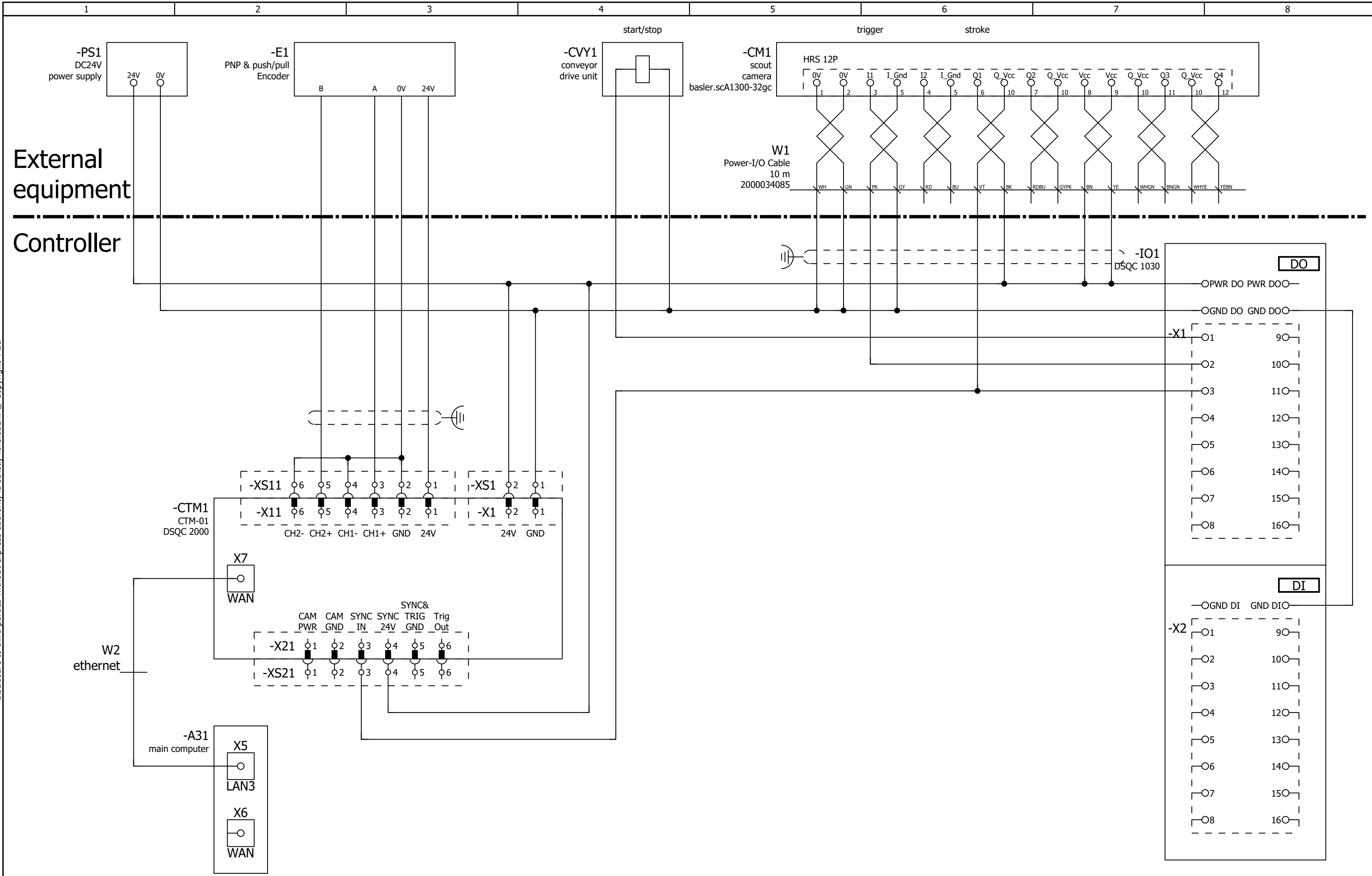
Status:  
 APPROVED

Plant: =  
 Location: +  
 Sublocation: +

Document no.  
 3HAC024480-008

Rev. Ind Page 13  
 05 Next 14  
 Total 25

We reserve all rights in this document and in the information contained therein. Reproduction, use or disclosure to third parties without express authority is strictly forbidden. © Copyright ABB



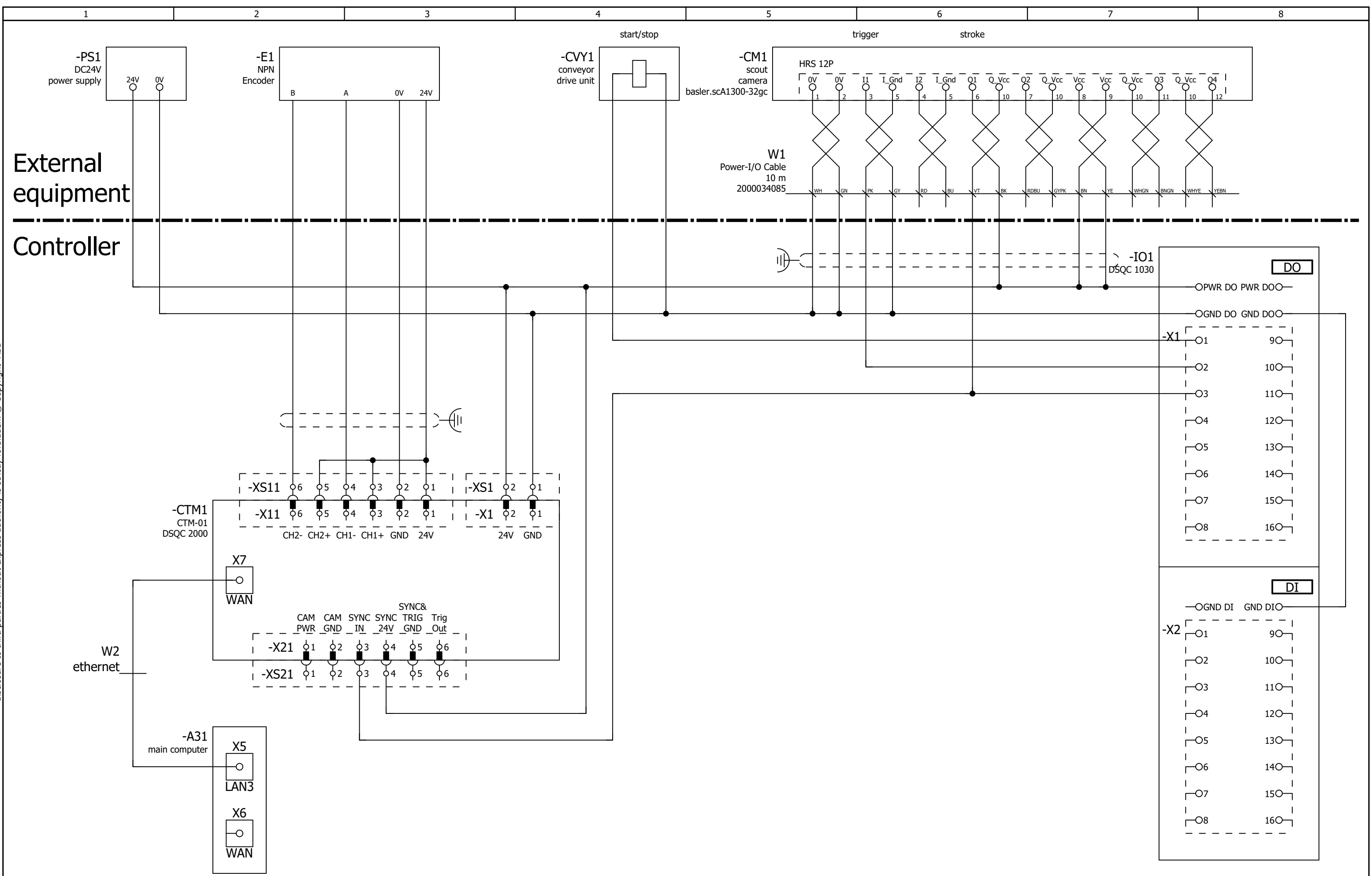
Latest revision:

Prepared by, date: TS      Approved by, date: SÖ      2020-03-20



Lab/Office: PickMaster\_3  
wiring diagram #1  
robot x 1 + conveyor + camera  
PNP & push/pull encoder  
Power-I/O cable 2000034085

Status: APPROVED	Plant: = Location: + Sublocation: +
Document no. 3HAC024480-008	Rev. Ind 05
	Page 14 Next 15 Total 25



we reserve all rights in this document and in the information contained therein. Reproduction, use or disclosure to third parties without express authority is strictly forbidden. © Copyright ABB

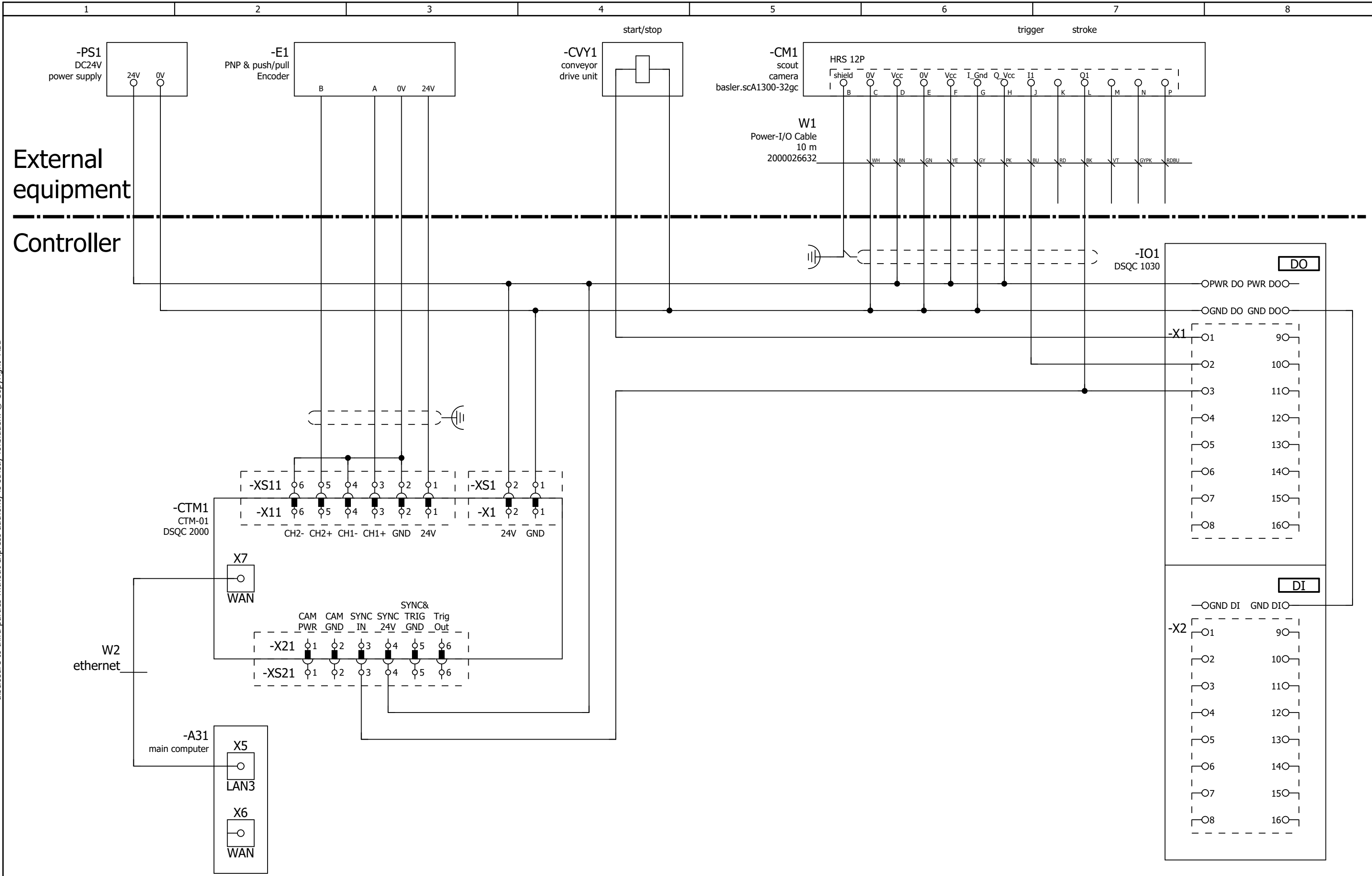
Latest revision:  
 Prepared by, date: TS  
 Approved by, date: SÖ 2020-03-20

**ABB** Lab/Office:

PickMaster\_3  
 wiring diagram #1  
 robot x 1 + conveyor + camera  
 NPN encoder  
 Power-I/O cable 2000034085

Status: APPROVED	Plant: =
Document no. 3HAC024480-008	Location: +
Rev. Ind 05	Sublocation: +
Page 15	Next 16
Total 25	

We reserve all rights in this document and in the information contained therein. Reproduction, use or disclosure to third parties without express authority is strictly forbidden. © Copyright ABB



Latest revision:

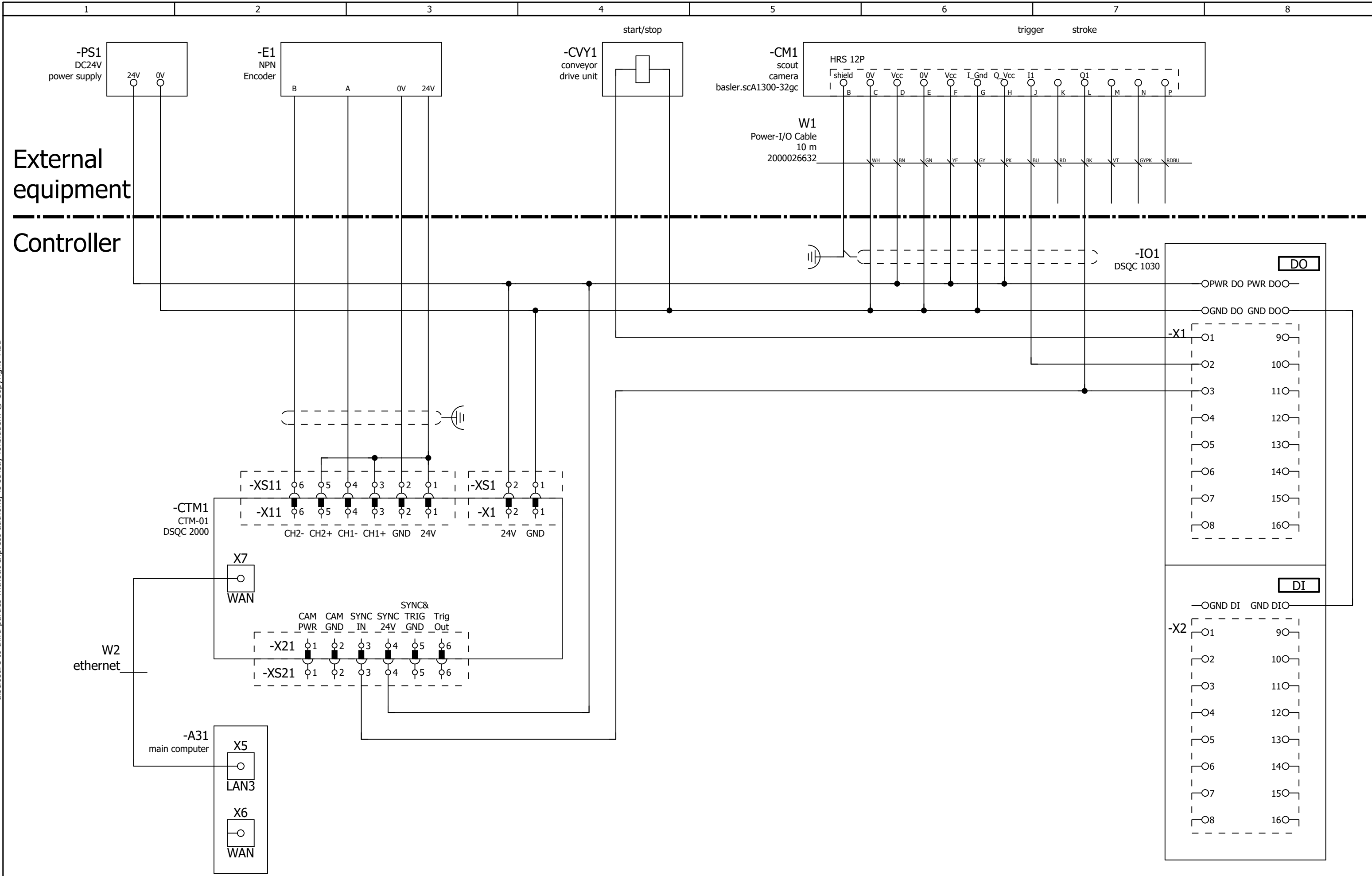
Prepared by, date: TS      Approved by, date: SÖ      2020-03-20



Lab/Office: PickMaster\_3  
 wiring diagram #1  
 robot x 1 + conveyor + camera  
 PNP & push/pull encoder  
 Power-I/O cable 2000026632

Status: APPROVED	Plant: = Location: + Sublocation: +
Document no. 3HAC024480-008	Rev. Ind 05
	Page 16 Next 17 Total 25

We reserve all rights in this document and in the information contained therein. Reproduction, use or disclosure to third parties without express authority is strictly forbidden. © Copyright ABB



Latest revision:  
 Prepared by, date: TS  
 Approved by, date: SÖ 2020-03-20

**ABB** Lab/Office:

PickMaster\_3  
 wiring diagram #1  
 robot x 1 + conveyor + camera  
 NPN encoder  
 Power-I/O cable 2000026632

Status: APPROVED	Plant: =
Document no. 3HAC024480-008	Location: +
Rev. Ind 05	Sublocation: +
Page 17	Next 18
Total 25	



Rev. 05 2020-03-27 TS/

Sheet 11 to 17 added included with CTM-board DSQC 2000// Revision diagram sheet 11 was exchanged to sheet 18.//Sheet 0\_2 Table of content was updated.

General change: Text "IRC5" was exchanged with "Controller"//"PickMaster\_3" added to the title field.

Sheet 1 Encoder unit block added coordinate column 5// I/O unit block added coordinate column 6.

Rev. 04 20180912 TS/RDE2 Sheet 2 and 2.1 Review by Srinivas Patnak info sent to H Knobel. rel 18.2. Text added to camera Basler scout coordinate column 6//Sheet 0.1 and 0.2 added.

Rev. 03 20171019 TS/PRIC

I/O Board DSQC1030 added to new in sheet, 2.1, 4.1, 6.1, 8.1, 9.1 rev. sheet 11 added. ECO50000093964/ design review by A.Lager.

Latest revision:



Lab/Office:

PickMaster\_3  
Revisiondiagram  
1 Robot, 1 Conveyor, 1 Camera

Status:  
APPROVED

Plant: =  
Location: +  
Sublocation: +

Document no.  
3HAC024480-008

Rev. Ind Page 18  
05 Next  
Total 25

Prepared by, date: TS

Approved by, date: SÖ

2020-03-20